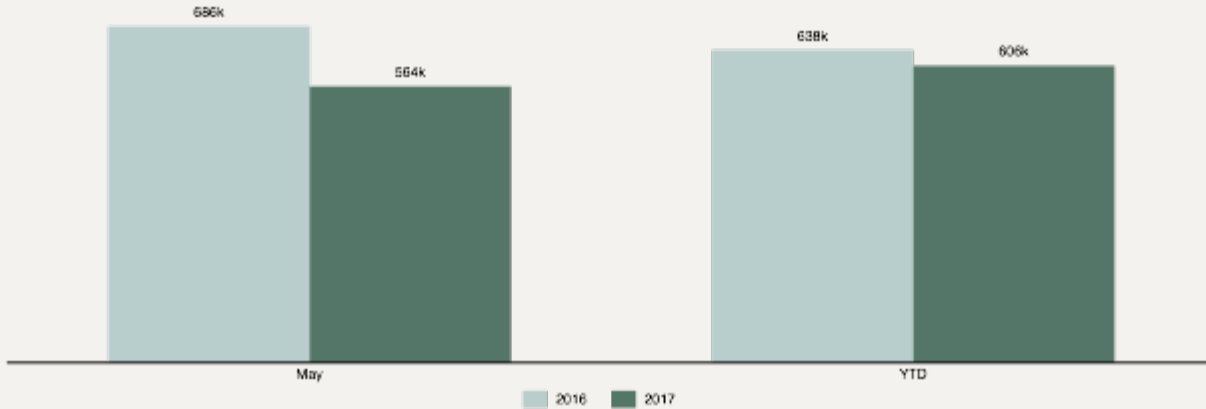




## Know My Market for Connecticut

Search Criteria: 06877 (ZIP Codes), Single Family

### Median Sold Price



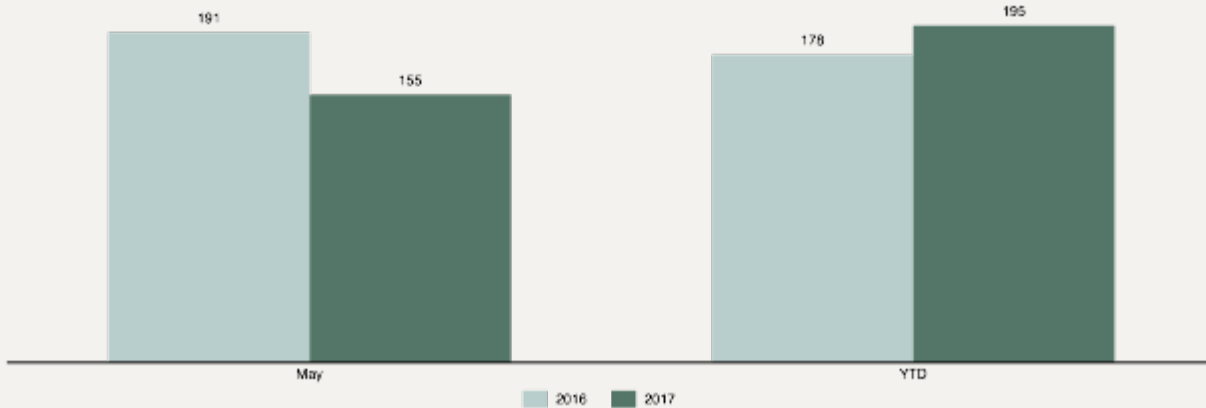
#### Month / YTD Comparison for Median Sold Price

	May - 2016	May - 2017	YTD - 2016	YTD - 2017
<b>Median Price :</b>	\$686,250	\$564,000	\$638,000	\$606,000
<b># Properties :</b>	26	40	105	125

**May - 2016 vs May - 2017:** There was a dollar decrease of \$122,250, which represents a decrease of 17.8%

**YTD - 2016 vs YTD - 2017:** There was a dollar decrease of \$32,000, which represents a decrease of 5.0%

### Average Days on Market



#### Month / YTD Comparison for Average Days on Market

	May - 2016	May - 2017	YTD - 2016	YTD - 2017
<b># Properties :</b>	191	155	178	195

**May - 2016 vs May - 2017:** The # Average Days on Market decreased by 36, which represents a decrease of 18.8%

**YTD - 2016 vs YTD - 2017:** The # Average Days on Market increased by 17, which represents an increase of 9.6%

This information is not intended to be a substitute for the advice of a licensed real estate professional and you will not use content for any purpose other than general informational purposes. No guarantee content is necessarily complete, accurate, or up-to-date, and none of the content should be relied upon by you as a substitute for specific advice from a real estate professional.

© 2012-2013 Terradatum and its [suppliers and licensors](#) Terradatum P.O. Box 387 Glen Ellen CA 95442 USA support@terradata.com PATENT PENDING

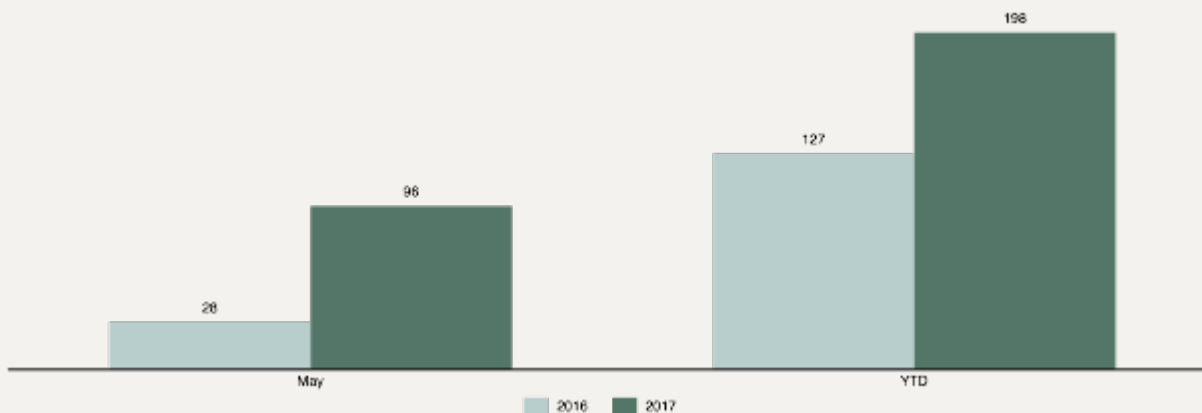




## Know My Market for Connecticut

Search Criteria: 06877 (ZIP Codes), Single Family

### Properties That Went Under Contract



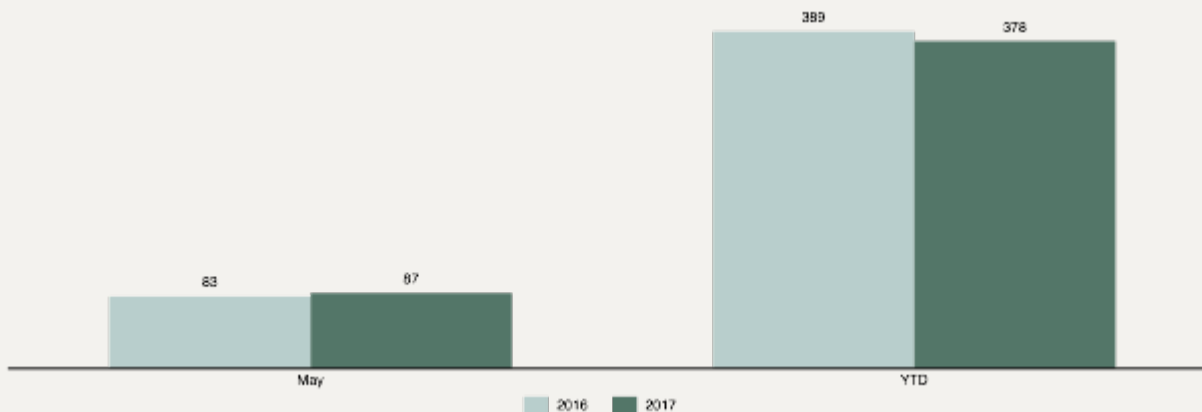
#### Month / YTD Comparison for Properties that Opened Escrow

	May - 2016	May - 2017	YTD - 2016	YTD - 2017
# Properties :	28	96	127	198

**May - 2016 vs May - 2017:** The # Properties that Opened Escrow increased by 68, which represents an increase of 242.9%

**YTD - 2016 vs YTD - 2017:** The # Properties that Opened Escrow increased by 71, which represents an increase of 55.9%

### New Properties for Sale



#### Month / YTD Comparison for New Properties For Sale

	May - 2016	May - 2017	YTD - 2016	YTD - 2017
# Properties :	83	87	389	378

**May - 2016 vs May - 2017:** The # New Properties For Sale increased by 4, which represents an increase of 4.8%

**YTD - 2016 vs YTD - 2017:** The # New Properties For Sale decreased by 11, which represents a decrease of 2.8%

This information is not intended to be a substitute for the advice of a licensed real estate professional and you will not use content for any purpose other than general informational purposes. No guarantee content is necessarily complete, accurate, or up-to-date, and none of the content should be relied upon by you as a substitute for specific advice from a real estate professional.

© 2012-2013 Terradatum and its [suppliers and licensors](#) Terradatum P.O. Box 387 Glen Ellen CA 95442 USA support@terradatum.com PATENT PENDING

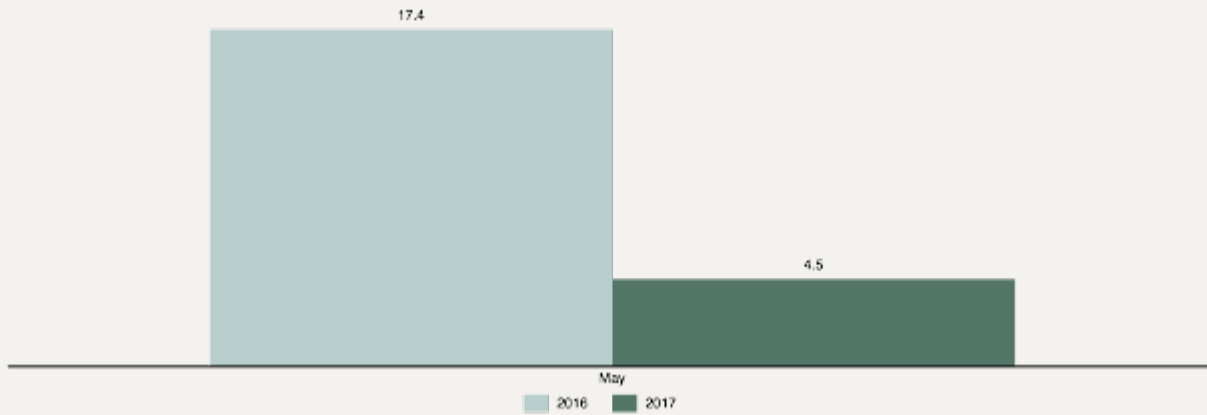




## Know My Market for Connecticut

Search Criteria: 06877 (ZIP Codes), Single Family

### Months Supply of Inventory

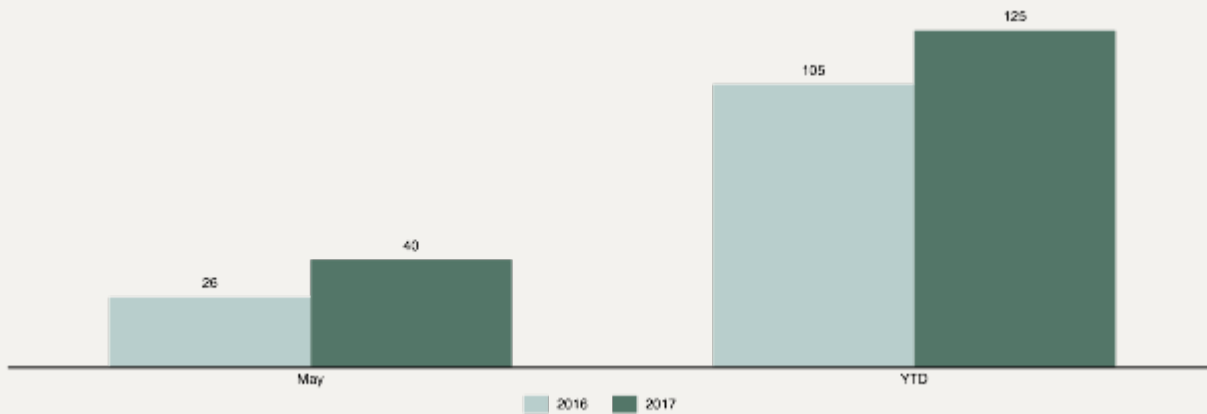


#### Months Supply of Inventory

	May - 2016	May - 2017
# Properties :	17.4	4.5

May - 2016 vs May - 2017: The # Months Supply of Inventory decreased by 12.9, which represents a decrease of 74.1%

### Closed Sales



#### Month / YTD Comparison for Closed Sales

	May - 2016	May - 2017	YTD - 2016	YTD - 2017
# Properties :	26	40	105	125

May - 2016 vs May - 2017: The # Closed Sales increased by 14, which represents an increase of 53.8%

YTD - 2016 vs YTD - 2017: The # Closed Sales increased by 20, which represents an increase of 19.0%

This information is not intended to be a substitute for the advice of a licensed real estate professional and you will not use content for any purpose other than general informational purposes. No guarantee content is necessarily complete, accurate, or up-to-date, and none of the content should be relied upon by you as a substitute for specific advice from a real estate professional.

© 2012-2013 Terradatum and its [suppliers and licensors](#) Terradatum P.O. Box 387 Glen Ellen CA 95442 USA support@terradatum.com PATENT PENDING