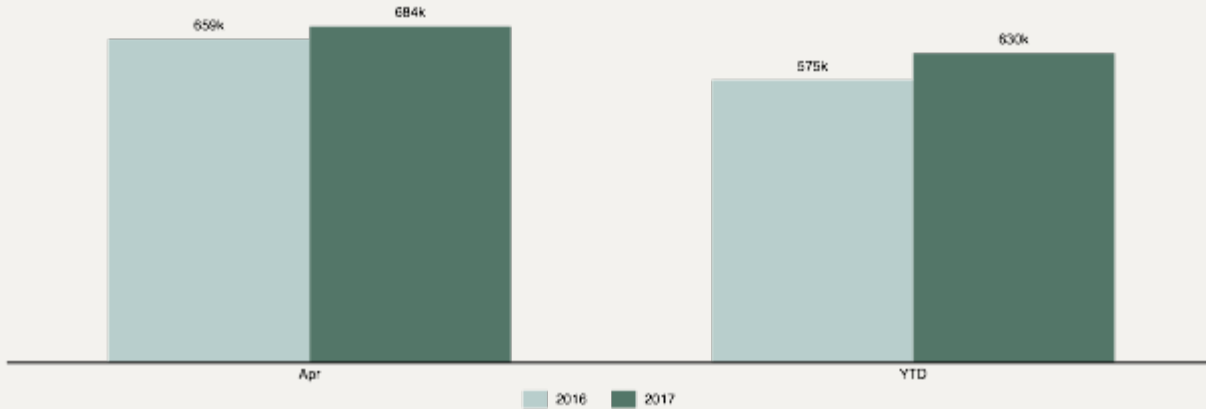




Know My Market for Connecticut

Search Criteria: 06877 (ZIP Codes), Single Family

Median Sold Price



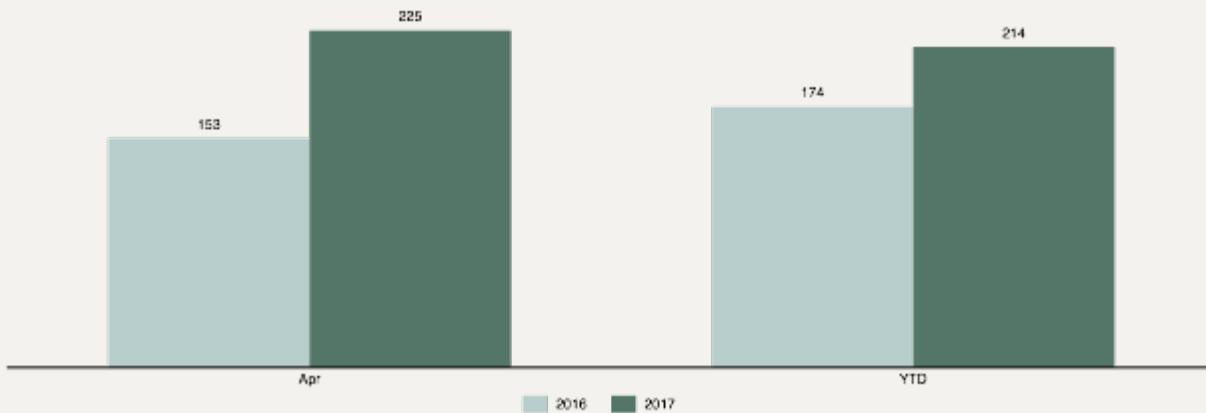
Month / YTD Comparison for Median Sold Price

	Apr - 2016	Apr - 2017	YTD - 2016	YTD - 2017
Median Price :	\$658,500	\$684,250	\$575,000	\$630,000
# Properties :	24	24	79	85

Apr - 2016 vs Apr - 2017: There was a dollar increase of \$25,750, which represents an increase of 3.9%

YTD - 2016 vs YTD - 2017: There was a dollar increase of \$55,000, which represents an increase of 9.6%

Average Days on Market



Month / YTD Comparison for Average Days on Market

	Apr - 2016	Apr - 2017	YTD - 2016	YTD - 2017
# Properties :	153	225	174	214

Apr - 2016 vs Apr - 2017: The # Average Days on Market increased by 72, which represents an increase of 47.1%

YTD - 2016 vs YTD - 2017: The # Average Days on Market increased by 40, which represents an increase of 23.0%

This information is not intended to be a substitute for the advice of a licensed real estate professional and you will not use content for any purpose other than general informational purposes. No guarantee content is necessarily complete, accurate, or up-to-date, and none of the content should be relied upon by you as a substitute for specific advice from a real estate professional.

© 2012-2013 Terradatum and its [suppliers and licensors](#) Terradatum P.O. Box 387 Glen Ellen CA 95442 USA support@terradatum.com PATENT PENDING

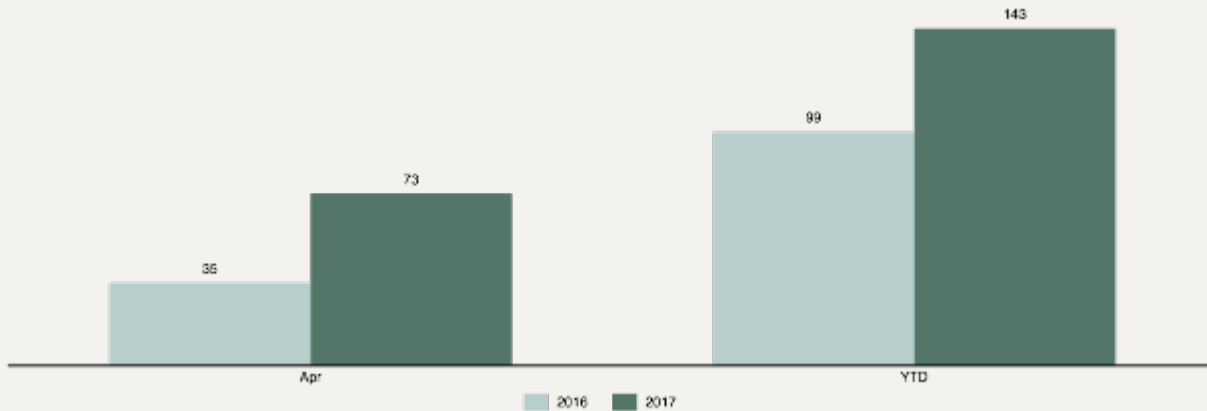




Know My Market for Connecticut

Search Criteria: 06877 (ZIP Codes), Single Family

Properties That Went Under Contract

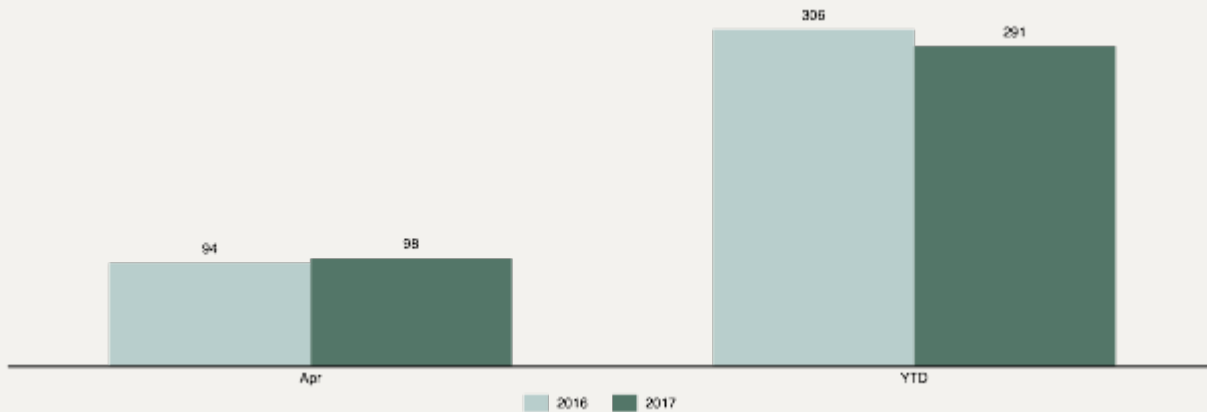


Month / YTD Comparison for Properties that Opened Escrow

	Apr - 2016	Apr - 2017	YTD - 2016	YTD - 2017
# Properties :	35	73	99	143

Apr - 2016 vs Apr - 2017: The # Properties that Opened Escrow increased by 38, which represents an increase of 108.6%
YTD - 2016 vs YTD - 2017: The # Properties that Opened Escrow increased by 44, which represents an increase of 44.4%

New Properties for Sale




Month / YTD Comparison for New Properties For Sale

	Apr - 2016	Apr - 2017	YTD - 2016	YTD - 2017
# Properties :	94	98	306	291

Apr - 2016 vs Apr - 2017: The # New Properties For Sale increased by 4, which represents an increase of 4.3%
YTD - 2016 vs YTD - 2017: The # New Properties For Sale decreased by 15, which represents a decrease of 4.9%

This information is not intended to be a substitute for the advice of a licensed real estate professional and you will not use content for any purpose other than general informational purposes. No guarantee content is necessarily complete, accurate, or up-to-date, and none of the content should be relied upon by you as a substitute for specific advice from a real estate professional.

© 2012-2013 Terradatum and its [suppliers and licensors](#) Terradatum P.O. Box 387 Glen Ellen CA 95442 USA support@terradatum.com PATENT PENDING

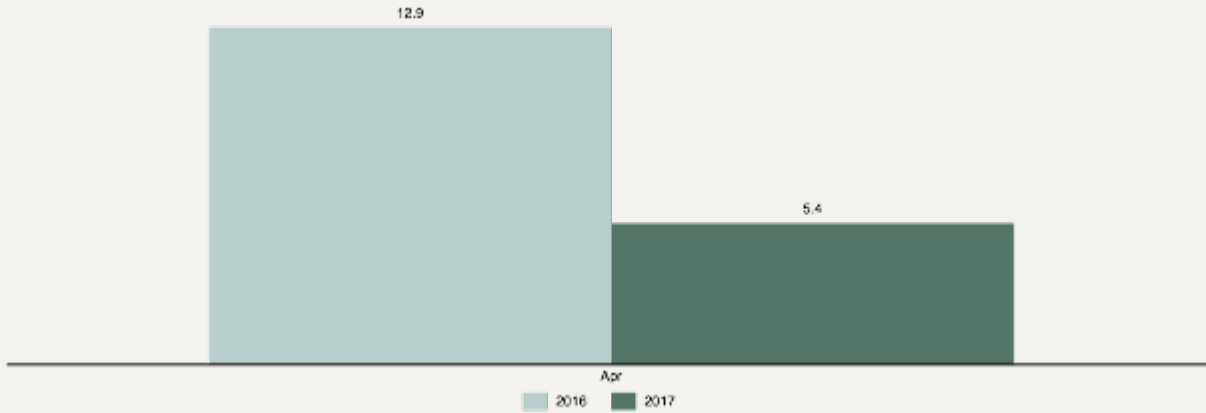




Know My Market for Connecticut

Search Criteria: 06877 (ZIP Codes), Single Family

Months Supply of Inventory

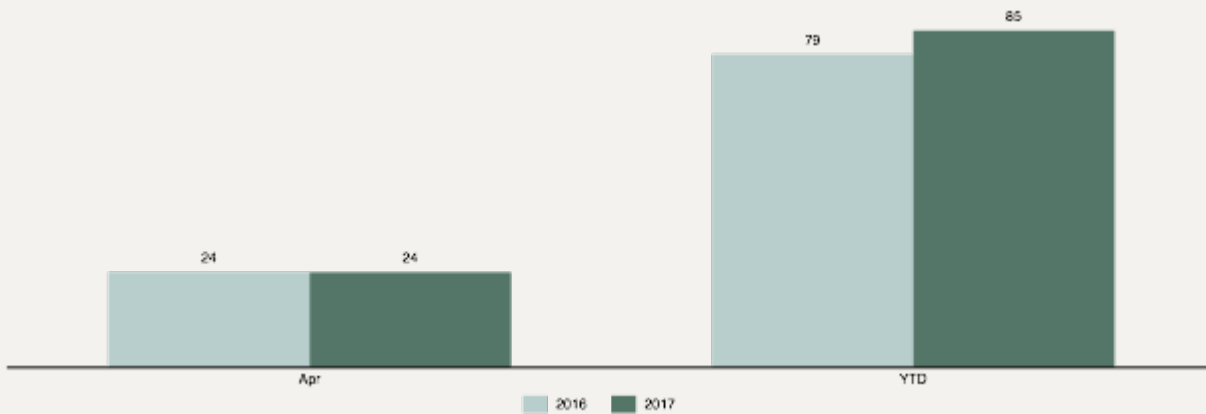


Months Supply of Inventory

	Apr - 2016	Apr - 2017
# Properties :	12.9	5.4

Apr - 2016 vs Apr - 2017: The # Months Supply of Inventory decreased by 7.5, which represents a decrease of 58.1%

Closed Sales



Month / YTD Comparison for Closed Sales

	Apr - 2016	Apr - 2017	YTD - 2016	YTD - 2017
# Properties :	24	24	79	85

Apr - 2016 vs Apr - 2017: The # Closed Sales no change by 0, which represents no change of 0.0%

YTD - 2016 vs YTD - 2017: The # Closed Sales increased by 6, which represents an increase of 7.6%

This information is not intended to be a substitute for the advice of a licensed real estate professional and you will not use content for any purpose other than general informational purposes. No guarantee content is necessarily complete, accurate, or up-to-date, and none of the content should be relied upon by you as a substitute for specific advice from a real estate professional.

© 2012-2013 Terradatum and its [suppliers and licensors](#) Terradatum P.O. Box 387 Glen Ellen CA 95442 USA support@terradatum.com PATENT PENDING